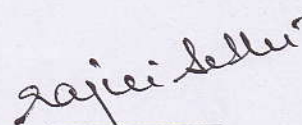


**GENERATION NEXT FASHIONS LIMITED**  
**Statement of Financial Position (Un-audited)**  
**As at September 30, 2015**

| Particulars  | Notes     | Amount in Taka       |                      |
|--|-----------|----------------------|----------------------|
|  |           | 30.09.2015           | 31.12.2014           |
| <b>A. NON-CURRENT ASSETS</b>                           |           | <b>3,259,217,357</b> | <b>3,095,641,474</b> |
| Property, Plant & Equipment                            | 15        | 2,175,940,002        | 2,029,134,900        |
| Capital Works-in-Progress                              | 16        | 1,083,277,355        | 1,053,285,685        |
| Right Issue Expenses                                   | 17        | -                    | 13,220,889           |
| <b>B. CURRENT ASSETS</b>                               |           | <b>2,471,687,076</b> | <b>2,317,951,416</b> |
| Inventories  | 18        | 893,370,642          | 759,643,226          |
| Accounts Receivable                                    | 19        | 901,388,914          | 790,442,582          |
| Advances, Deposits and Pre-Payments                    | 20        | 153,228,479          | 131,577,378          |
| Cash & Cash Equivalents                                | 21        | 523,699,041          | 636,288,230          |
| <b>C. CURRENT LIABILITIES &amp; PROVISIONS</b>         |           | <b>865,616,725</b>   | <b>810,526,813</b>   |
| Accounts & Other Payables                              | 22        | 14,680,772           | 13,475,912           |
| Accrued Expenses                                       | 23        | 207,094,283          | 174,984,075          |
| Bank Overdraft   | 24        | 46,275,401           | 44,495,303           |
| Short Term Bank Credits                                | 25        | 384,939,290          | 401,189,329          |
| Deferred L/C Liabilities                               | 26        | 110,212,804          | 50,892,003           |
| Share Money Refundable                                 | 27        | 2,411,913            | 2,467,360            |
| Current Maturity of Long Term Loans                    | 28        | 100,002,262          | 123,022,831          |
| <b>D. NET CURRENT ASSETS (B-C)</b>                     |           | <b>1,606,070,350</b> | <b>1,507,424,603</b> |
| <b>E. NET ASSETS (A+D)</b>                             |           | <b>4,865,287,707</b> | <b>4,603,066,077</b> |
| <b>F. SHAREHOLDERS' EQUITY</b>                         |           | <b>4,859,176,757</b> | <b>4,541,610,790</b> |
| Share Capital  | 29        | 3,718,817,100        | 3,233,754,000        |
| Share Premium  | 30        | 233,473,889          | 250,000,000          |
| Revaluation Surplus                                    | 31        | 436,692,831          | 443,603,218          |
| Retained Earnings                                      | 32        | 470,192,937          | 614,253,572          |
| <b>G. LONG TERM LOAN</b>                               | <b>33</b> | <b>6,110,950</b>     | <b>61,455,287</b>    |
| <b>H. LIABILITIES &amp; SHAREHOLDERS' EQUITY (F+G)</b> |           | <b>4,865,287,707</b> | <b>4,603,066,077</b> |
| <b>Net Assets Value Per Share (NAVPS)</b>              |           | <b>13.07</b>         | <b>12.21</b>         |

  
 \_\_\_\_\_  
**Chairman**

  
 \_\_\_\_\_  
**Chief Executive Officer**


  
 \_\_\_\_\_  
**Director**

  
 \_\_\_\_\_  
**Company Secretary**



**GENERATION NEXT FASHIONS LIMITED**  
**Statement of Comprehensive Income (Un-audited)**  
**For the period from January 01, 2015 to September 30, 2015**

| Particulars                             | Notes | Amount in Taka              |                             |                             |                             |
|---|-------|-----------------------------|-----------------------------|-----------------------------|-----------------------------|
|   |       | 01.01.2015 to<br>30.09.2015 | 01.01.2014 to<br>30.09.2014 | 01.07.2015 to<br>30.09.2015 | 01.07.2014 to<br>30.09.2014 |
| Sales Revenue                           | 34    | 2,040,922,734               | 1,971,972,005               | 562,186,345                 | 584,407,426                 |
| Less: Cost of Goods Sold                | 35    | 1,543,324,559               | 1,377,690,624               | 442,128,100                 | 412,312,882                 |
| <b>Gross Profit</b>                     |       | <b>497,598,175</b>          | <b>594,281,381</b>          | <b>120,058,245</b>          | <b>172,094,544</b>          |
| Less: Administrative & Selling Expenses | 36    | 104,313,247                 | 92,295,517                  | 30,631,887                  | 24,886,546                  |
| <b>Operating Profit</b>                 |       | <b>393,284,928</b>          | <b>501,985,863</b>          | <b>89,426,358</b>           | <b>147,207,998</b>          |
| Add: Other Income                       | 37    | 61,776,997                  | 25,091,135                  | 20,488,898                  | 4,309,992                   |
|   |       | <b>455,061,924</b>          | <b>527,076,998</b>          | <b>109,915,256</b>          | <b>151,517,990</b>          |
| Less: Financial Expenses                | 38    | 89,197,108                  | 120,493,282                 | 34,945,711                  | 22,329,407                  |
| <b>Net Profit Before Tax and WPWFs</b>  |       | <b>365,864,816</b>          | <b>406,583,716</b>          | <b>74,969,545</b>           | <b>129,188,583</b>          |
| Less: Workers' Participant/Welfare Fund |       | 17,422,134                  | 19,361,129                  | 3,569,978                   | 6,151,837                   |
| <b>Net Profit Before Tax</b>            |       | <b>348,442,682</b>          | <b>387,222,587</b>          | <b>71,399,566</b>           | <b>123,036,746</b>          |
| Less : Provision for Income Tax         | 39    | 17,655,826                  | 14,556,391                  | 5,642,985                   | 1,993,470                   |
| <b>Net Profit After Tax</b>             |       | <b>330,786,856</b>          | <b>372,666,196</b>          | <b>65,756,581</b>           | <b>121,043,276</b>          |
| <b>Earning Per Share</b>                | 40    | <b>0.89</b>                 | <b>1.00</b>                 | <b>0.18</b>                 | <b>0.33</b>                 |

  
 Chairman

  
 Director


  
 Chief Executive Officer

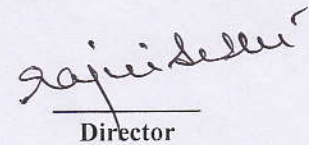
  
 Company Secretary

**GENERATION NEXT FASHIONS LIMITED**  
**Statement of Changes in Equity (Un-audited)**  
**For the period from January 01, 2015 to September 30, 2015**

(Amount in Taka)

| Particulars                          | Share Capital        | Share Premium      | Retained Earnings  | Revaluation Surplus | Total                |
|--------------------------------------|----------------------|--------------------|--------------------|---------------------|----------------------|
| <b>For 2014</b>                      |                      |                    |                    |                     |                      |
| Balance at January 01, 2014          | 1,687,176,000        | 250,000,000        | 528,709,485        | 453,170,336         | 2,919,055,821        |
| Issue of Bonus Share                 | 421,794,000          | -                  | (421,794,000)      | -                   | -                    |
| Issue of Rights Share                | 1,124,784,000        | -                  | -                  | -                   | 1,124,784,000        |
| Depreciation on Revaluation Surplus  | -                    | -                  | 7,175,339          | (7,175,339)         | -                    |
| Net Profit for the period            | -                    | -                  | 372,666,196        | -                   | 372,666,196          |
| <b>Balance at September 30, 2014</b> | <b>3,233,754,000</b> | <b>250,000,000</b> | <b>486,757,020</b> | <b>445,994,997</b>  | <b>4,416,506,017</b> |
| <b>For 2015</b>                      |                      |                    |                    |                     |                      |
| Balance at January 01, 2015          | 3,233,754,000        | 250,000,000        | 614,253,572        | 443,603,218         | 4,541,610,790        |
| Issue of Bonus Share                 | 485,063,100          | -                  | (485,063,100)      | -                   | -                    |
| Depreciation on Revaluation Surplus  | -                    | -                  | 6,910,387          | (6,910,387)         | -                    |
| Net Profit for the period            | -                    | -                  | 330,786,856        | -                   | 330,786,856          |
| <b>Balance at September 30, 2015</b> | <b>3,718,817,100</b> | <b>250,000,000</b> | <b>466,887,715</b> | <b>436,692,831</b>  | <b>4,872,397,646</b> |

  
 Chairman

  
 Director


  
 Chief Executive Officer

  
 Company Secretary



**GENERATION NEXT FASHIONS LIMITED**  
**Statement of Cash Flow (Un-audited)**  
**For the period from January 01, 2015 to September 30, 2015**

| Particulars  | Amount in Taka       |                      |
|--|----------------------|----------------------|
|  | 30.09.2015           | 30.09.2014           |
| <b>A. CASH FLOWS FROM OPERATING ACTIVITIES:</b>                          | <b>201,347,164</b>   | <b>266,790,029</b>   |
| Cash Receipt from Customers  | 1,991,753,399        | 1,904,532,878        |
| Cash Payment for Materials and Expenses                                  | (1,776,603,783)      | (1,618,647,494.00)   |
| Income Tax Paid/(deducted)   | (13,802,452)         | (19,095,355.00)      |
| <b>B. CASH FLOWS FROM INVESTING ACTIVITIES:</b>                          | <b>(221,046,059)</b> | <b>(160,622,603)</b> |
| Acquisition of Fixed Assets  | (191,054,389)        | (97,464,206)         |
| Expenditures for Capital Work-in-Progress                                | (29,991,670)         | (63,158,397)         |
| <b>C. CASH FLOWS FROM FINANCING ACTIVITIES:</b>                          | <b>(92,890,294)</b>  | <b>506,762,491</b>   |
| Bank Overdraft (Adjusted)/Received                                       | 1,780,098            | (401,420)            |
| Issue of Rights Share  | -                    | 1,124,784,000        |
| Short Term Bank Credit (Adjusted)/Received                               | (16,250,039)         | (591,156,506)        |
| Long Term Loan (Adjusted)  | (78,364,906)         | (26,519,061)         |
| Share Money Deposit (Adjusted)/Received                                  | (55,447)             | 55,478               |
| <b>D. Net Increase/(Decrease) in cash &amp; cash equivalents (A+B+C)</b> | <b>(112,589,189)</b> | <b>612,929,917</b>   |
| <b>E. Cash &amp; Cash equivalents at the beginning of the period</b>     | <b>636,288,230</b>   | <b>39,157,793</b>    |
| <b>F. Cash &amp; Cash equivalents at the end of the period (D+E)</b>     | <b>523,699,041</b>   | <b>652,087,710</b>   |
| <b>Operating Cash Flow Per Share</b>                                     | <b>0.54</b>          | <b>0.72</b>          |

  
 Chairman

  
 Director

  
 Chief Executive Officer

  
 Company Secretary