

GENERATION NEXT FASHIONS LIMITED
Statement of Financial Position
As at September 30, 2021

Particulars	Notes	Amount in Taka	
		30-Sep-2021	30-Jun-2021
A. NON-CURRENT ASSETS		4,661,531,376	4,689,532,477
Property, Plant & Equipment	Annexure-1 04	4,316,722,576	4,344,984,677
Capital Works-in-Progress		344,808,800	344,547,800
B. CURRENT ASSETS		4,798,964,967	4,759,208,393
Inventories	05	2,838,747,603	2,803,226,438
Accounts Receivable	06	1,678,188,484	1,669,557,088
Advances, Deposits and Pre-Payments	07	184,148,682	181,809,030
Cash & Cash Equivalents	08	97,880,198	104,615,837
C. CURRENT LIABILITIES & PROVISIONS		1,864,766,694	1,853,201,164
Accounts & Other Payables	09	88,348,503	60,964,440
Accrued Expenses	10	494,428,857	492,687,037
Bank Overdraft	11	47,820,662	46,736,838
Short Term Bank Credits	12	646,669,952	675,096,273
Deferred L/C Liabilities	13	78,241,103	62,718,592
Share Money Refundable	14	2,711,264	2,711,264
Current Maturity of Long Term Loans	15	506,546,352	512,286,720
D. NET CURRENT ASSETS (B-C)		2,934,198,274	2,906,007,229
E. NET ASSETS (A+D)		7,595,729,650	7,595,539,706
F. SHAREHOLDERS' EQUITY		5,865,557,780	5,892,743,575
Share Capital	16	4,949,745,550	4,949,745,550
Share Premium		236,779,111	236,779,111
Revaluation Surplus	17	387,603,397	389,418,045
Retained Earnings	18	291,429,722	316,800,868
G. LONG TERM LOAN	19	1,730,171,870	1,702,796,132
H. LIABILITIES & SHAREHOLDERS' EQUITY (F+G)		7,595,729,650	7,595,539,706
Net Assets Value Per Share (NAVPS)	29	11.85	11.91

Chairman

Managing Director

Director

Chief Financial Officer

Company Secretary

GENERATION NEXT FASHIONS LIMITED
Statement of Profit or Loss and Other Comprehensive Income (Un-Audited)
For the period from 01 July 2021 to September 30, 2021

Particulars	Notes	Amount in Taka	
		01.07.2021 to 30.09.2021	01.07.2020 to 30.09.2020
Sales Revenue	20	664,588,629	662,792,320
Less: Cost of Goods Sold	21	557,733,019	548,227,030
Gross Profit		106,855,610	114,565,290
Less: Administrative & Selling Expenses	22	89,403,968	103,606,396
Operating Profit		17,451,641	10,958,894
Add: Other Income	23	39,241,652	29,085,679
Less: Financial Expenses	24	56,693,293	40,044,573
Net Profit Before Tax and WPWFs		67,822,928	60,798,968
Less: Contribution to Central Fund (RMG Sector)	25	(11,129,635)	(20,754,395)
Net Profit Before Tax		199,377	198,838
		(11,329,012)	(20,953,232)
Less: Current Year Tax Expenditure	26	15,856,783	18,981,852
Deferred Tax Expenditure	27	5,899,742	8,447,964
Net Profit After Tax		9,957,041	10,533,888
Other Comprehensive Income for this year		(27,185,795)	(39,935,084)
DTI on Depreciation of Revalued Assets	35	217,758	225,755
		217,758	225,755
		(26,968,037)	(39,709,330)
Earning Per Share (EPS) (Previous period restated)	28	(0.05)	(0.08)

Chairman

Managing Director

Director

Chief Financial Officer

Company Secretary

GENERATION NEXT FASHIONS LIMITED
Statement of Changes in Equity (Un-Audited)
For the period from 01 July 2021 to September 30, 2021

(Amount in Taka)

For (01 July 2021 to 30 September 2021):

Particulars	Share Capital	Share Premium	Retained Earnings	Revaluation Surplus	Total
Balance at July 01, 2021	4,949,745,550	236,779,111	316,800,868	389,418,045	5,892,743,575
Depreciation on Revaluation Surplus	-	-	-	(1,814,648)	(1,814,648)
Depreciation on Revaluation Surplus (Net of Tax)	-	-	1,596,890	-	1,596,890
Other Comprehensive Income	-	-	217,758	-	217,758
Net Profit during the year	-	-	(27,185,795)	-	(27,185,795)
Balance at September 30, 2021	4,949,745,550	236,779,111	291,429,722	387,603,397	5,865,557,780

For (01 July 2020 to 30 September 2020):

Particulars	Share Capital	Share Premium	Retained Earnings	Revaluation Surplus	Total
Balance at July 01, 2020	4,949,745,550	236,779,111	305,956,016	396,943,196	5,889,423,873
Depreciation on Revaluation Surplus	-	-	-	(1,881,288)	(1,881,288)
Depreciation on Revaluation Surplus (Net of Tax)	-	-	1,655,533	-	1,655,533
Other Comprehensive Income	-	-	225,755	-	225,755
Net Profit during the year	-	-	(39,935,084)	-	(39,935,084)
Balance at September 30, 2020	4,949,745,550	236,779,111	267,902,219	395,061,908	5,849,488,789

Chairman

Managing Director

Director


Chief Financial Officer


Company Secretary


GENERATION NEXT FASHIONS LIMITED
Statement of Cash Flows (Un-Audited)
For the period from 01 July 2021 to September 30, 2021


Particulars	Notes	Amount in Taka	
		01.07.2021 to 30.09.2021	01.07.2020 to 30.09.2020
A. CASH FLOWS FROM OPERATING ACTIVITIES:		4,226,823	(53,026,307)
Cash Received from Customers	32	655,847,110	679,847,053
Received from Other Income		39,241,652	29,085,679
Paid Suppliers	33	(337,866,623)	(410,122,435)
Paid for Operating Expenses	34	(347,300,527)	(347,565,246)
Income Tax Paid/(Deducted)		(5,694,789)	(4,271,358)
B. CASH FLOWS FROM INVESTING ACTIVITIES:		(1,663,100)	(3,067,060)
Acquisition of Fixed Assets		(1,402,100)	(3,067,060)
Expenditures for Capital Work-in-Progress		(261,000)	-
C. CASH FLOWS FROM FINANCING ACTIVITIES:		(5,707,126)	236,311,244
Bank Overdraft (Adjusted)/Received		1,083,824	1,066,833
Short Term Bank Credit (Adjusted)/Received		(28,426,320)	192,530,295
Long Term Loan (Adjusted)/Received		21,635,370	42,714,116
D. Net Increase/(Decrease) in cash & cash equivalents (A+B+C)		(3,143,403)	180,217,877
E. Cash & Cash equivalents at the beginning of the year		104,615,837	136,907,468
Effect of foreign exchange rate change on cash and cash equivalent Assets on Deferred Part		(753,536)	(747,802)
		(2,838,699)	-
F. Cash & Cash equivalents at the end of the year (D+E)		97,880,198	316,377,543
Operating Cash Flow Per Share	30	0.01	(0.11)


Chairman


Managing Director


Director


Chief Financial Officer


Company Secretary