

GENERATION NEXT FASHIONS LIMITED
Statement of Financial Position (Un-audited)
As at March 31, 2024

Particulars	Notes	Amount in Taka	
		31-Mar-2024	30-Jun-2023
A. NON-CURRENT ASSETS		4,406,490,203	4,474,328,155
Property, Plant & Equipment	Annexure-1	4,060,462,803	4,128,300,755
Capital Works-in-Progress	04	346,027,400	346,027,400
B. CURRENT ASSETS		5,453,951,309	5,454,064,879
Inventories	05	2,983,864,329	2,952,109,941
Accounts Receivable	06	1,907,062,365	1,860,832,434
Advances, Deposits and Pre-Payments	07	241,775,002	193,644,290
Cash & Cash Equivalents	08	321,249,613	447,478,213
C. CURRENT LIABILITIES & PROVISIONS		1,910,219,848	1,868,061,048
Accounts & Other Payables	09	85,289,036	103,423,025
Accrued Expenses	10	654,320,686	556,017,192
Bank Overdraft	11	46,277,814	45,893,490
Short Term Bank Credits	12	532,109,415	556,519,249
Deferred L/C Liabilities	13	54,738,570	82,188,830
Share Money Refundable (Foreign Currency)	14	310,789	310,789
Un-paid & Unclaimed Dividend	15	3,094,931	1,643,688
Current Maturity of Long Term Loans	16	534,078,607	522,064,785
D. NET CURRENT ASSETS (B-C)		3,543,731,461	3,586,003,831
E. NET ASSETS (A+D)		7,950,221,665	8,060,331,985
F. SHAREHOLDERS' EQUITY		5,813,907,238	5,882,035,877
Share Capital	17	4,949,745,550	4,949,745,550
Share Premium		236,779,111	236,779,111
Revaluation Surplus	18	370,087,509	375,156,284
Retained Earnings	19	257,295,068	320,354,932
G. LONG TERM LOAN	20	2,136,314,426	2,178,296,108
H. LIABILITIES & SHAREHOLDERS' EQUITY (F+G)		7,950,221,665	8,060,331,985
Net Assets Value Per Share (NAVPS)	30	11.75	11.88


Chairman


Managing Director


Director



Chief Financial Officer



Company Secretary


GENERATION NEXT FASHIONS LIMITED
Statement of Profit or Loss and Other Comprehensive Income (Un-audited)
For the period from 01 July, 2023 to 31 March, 2024

Particulars	Notes	Amount in Taka			
		01.07.2023 to 31.03.2024	01.07.2022 to 31.03.2023	01.01.2024 to 31.03.2024	01.01.2023 to 31.03.2023
Sales Revenue	21	2,916,448,247	4,977,602,873	1,308,849,020	1,871,954,649
Less: Cost of Goods Sold	22	2,618,322,437	4,404,735,237	1,121,062,900	1,672,804,377
Gross Profit		298,125,810	572,867,636	187,786,120	199,150,272
Less: Administrative & Selling Expenses	23	227,293,409	291,241,563	73,921,422	94,792,750
Operating Profit		70,832,401	281,626,073	113,864,698	104,357,522
Add: Other Income	24	215,273,588	81,858,995	21,997,915	37,343,689
		286,105,989	363,485,068	135,862,613	141,701,211
Less: Financial Expenses	25	236,350,888	247,124,131	60,045,206	88,049,053
Net Profit Before Tax and WPWFs		49,755,101	116,360,937	75,817,407	53,652,158
Less: WPWF & Contribution to Central Fund (RMG Sector)	26	874,934	1,493,281	392,655	561,586
Net Profit Before Tax		48,880,167	114,867,656	75,424,753	53,090,572
Less: Provision for Income Tax		67,511,349	79,983,800	21,024,697	30,004,805
Less: Current Year Tax Expenditure	27	51,482,987	58,409,568	15,535,184	22,672,764
Deferred Tax Expenditure	28	16,028,362	21,574,231	5,489,513	7,332,042
Net Profit After Tax		(18,631,183)	34,883,856	54,400,055	23,085,766
Other Comprehensive Income for this period:					
DTI on Depreciation of Revalued Assets	36	608,253	630,285	202,751	210,095
		608,253	630,285	202,751	210,095
		(18,022,930)	35,514,142	54,602,806	23,295,861
		(0.04)	0.07	0.11	0.05

Earning Per Share (EPS) (Previous period restated)


Chairman


Managing Director


Director


Chief Financial Officer


Company Secretary

GENERATION NEXT FASHIONS LIMITED
Statement of Changes in Equity (Un-audited)
For the period from 01 July, 2023 to 31 March, 2024

(Amount in Taka)

For (01 July, 2023 to 31 March, 2024):

Particulars	Share Capital	Share Premium	Retained Earnings	Revaluation Surplus	Total
Balance at 01 July, 2023	4,949,745,550	236,779,111	320,354,932	375,156,284 (5,068,775)	5,882,035,877 (5,068,775)
Depreciation on Revaluation Surplus	-	-	4,460,522	-	4,460,522
Depreciation on Revaluation Surplus (Net of Tax)	-	-	(49,497,456)	-	(49,497,456)
Cash Dividend for 2022-2023	-	-	608,253	-	608,253
Other Comprehensive Income	-	-	(18,631,183)	-	(18,631,183)
Net Profit (01 July 23 to 31 March 24)	-	-	257,295,068	370,087,509	5,813,907,238
Balance at 31 March, 2024	4,949,745,550	236,779,111	257,295,068	370,087,509	5,813,907,238

For (01 July, 2022 to 31 March, 2023):

Particulars	Share Capital	Share Premium	Retained Earnings	Revaluation Surplus	Total
Balance at 01 July, 2022	4,949,745,550	236,779,111	328,786,314	382,159,453 (5,252,377)	5,897,470,428 (5,252,377)
Depreciation on Revaluation Surplus	-	-	4,622,092	-	4,622,092
Depreciation on Revaluation Surplus (Net of Tax)	-	-	(49,497,456)	-	(49,497,456)
Cash Dividend for 2021-2022	-	-	630,285	-	630,285
Other Comprehensive Income	-	-	34,883,856	-	34,883,856
Net Profit (01 July 22 to 31 March 23)	-	-	319,425,091	376,907,076	5,882,856,828
Balance at 31 March, 2023	4,949,745,550	236,779,111	319,425,091	376,907,076	5,882,856,828

Chairman

Managing Director


Director


Chief Financial Officer


Company Secretary

GENERATION NEXT FASHIONS LIMITED
Statement of Cash Flows (Un-audited)
For the period from 01 July, 2023 to 31 March, 2024

Particulars	Amount in Taka	
	01.07.2023 to 31.03.2024	01.07.2022 to 31.03.2023
A. CASH FLOWS FROM OPERATING ACTIVITIES:	(9,237,999)	189,284,095
Cash Received from Customers	33 2,868,493,753	4,902,979,540
Received from Other Income	215,273,588	81,858,995
Paid Suppliers	34 (1,690,801,473)	(3,363,756,008)
Paid for Operating Expenses	35 (1,349,968,942)	(1,379,892,278)
Income Tax Paid/(Deducted)	(52,234,925)	(51,906,154)
B. CASH FLOWS FROM INVESTING ACTIVITIES:	(11,449,773)	(8,000,977)
Acquisition of Fixed Assets	(15,411,483)	(7,327,688)
Assts on Deffred Part	3,961,710	-
Expenditures for Capital Work-in-Progress	-	(673,289)
C. CASH FLOWS FROM FINANCING ACTIVITIES:	(102,039,584)	173,204,685
Bank Overdraft Received/(Repaid)	384,324	(889,284)
Short Term Bank Credit Received/(Repaid)	(24,409,834)	(150,765,410)
Long Term Loan (Repaid)	(29,967,860)	375,093,124
Share Money Deposit (Refunded)/Adjusted	-	(2,470,296)
Cash Dividend Paid for 2021-2022	(48,046,213)	(47,763,449)
D. Net Increase/(Decrease) in cash & cash equivalents (A+B+C)	(122,727,355)	354,487,803
E. Cash & Cash equivalents at the beginning of the year	447,478,213	300,622,103
F. Effect of foreign exchange rate change on cash and cash equivalent	(3,501,245)	(8,263,482)
G. Cash & Cash equivalents at the end of the year (D+E+F)	321,249,613	646,846,423
Operating Cash Flow Per Share (Previous Period Restated)	31 (0.02)	0.38


Chairman


Managing Director


Director


Chief Financial Officer


Company Secretary